



MD Monthly – APRIL 2016

Membership Development Report – Page 1



This report is issued monthly on behalf of the IEEE Member & Geographic Activities Board.
Source data is IEEE membership statistics. Contact: Elyn Perez, elyn.perez@ieee.org

MD Summary & Updates	Pages 1-3	Member Recruitment	Pages 10-11
Membership Year Goals & Progress	Pages 4-7	Active Membership	Page 12
Retention & Recovery	Page 8-9	Society & Special Interest Memberships	Pages 13-16

Monthly Census	YoY Variance		Apr '16	Apr '15	Mar '16	Apr '16 vs. Mar '16	
IEEE Membership		-795	-0.2%	344,809	345,604	325,532	+5.9%
o Honorary		-1	-3.0%	32	33	32	0.0%
o Fellow		131	+1.8%	7,324	7,193	7,291	+0.5%
o Senior Member		1,436	+4.0%	37,543	36,107	36,891	+1.8%
o Member		-1,680	-0.8%	204,304	205,984	196,573	+3.9%
o Associate Member		-425	-6.8%	5,798	6,223	5,382	+7.7%
o Graduate Student		-1,534	-4.1%	36,176	37,710	32,468	+11.4%
o Undergraduate Student		1,278	+2.4%	53,632	52,354	46,895	+14.4%
Society Membership		-1,872	-0.7%	274,830	276,702	263,046	+5.2%
o 10 Societies up > 1%		3,613		Societies Note: Sum of respective gains and losses, with all counts excluding Affiliates. Including Affiliates, total Society memberships are down year-over-year by -2,545 or -0.9%.			
o 9 Societies +/- 1%		-76					
o 20 Societies down > 1%		-5,409					

MD Venue	April - Membership Year To Date									
	'16	'15	'14	'13		'16	'15	'14	'13	
Retention	67.8%	68.4%	68.0%	68.6%		Recruitment	70,865	64,277	65,598	70,607
Higher-Grade	77.5%	78.0%	78.3%	77.3%		Reinstatement	14,875	14,784	14,048	13,412
STU/GSM	34.7%	36.0%	35.7%	39.6%		Recovery	16,268	21,009	14,996	16,413
	258,444	265,582	267,550	269,414						
	228,455	233,522	233,559	233,401						
	29,989	32,060	33,991	36,013						

MD Resources (IEEE Account required)	New Members	SAMIEEE	Reports	Webcasts	MD Kit Ordering	Presentations

	Recruitment Activities	Retention Activities
JUN	Half-Year Dues Cycle – Individuals who join IEEE this month receive 7 months of membership for the price of 6. Order MD Kit – for upcoming events / member recruitment opportunities (no cost).	First Year Members – Member retention begins the day after a new member joins IEEE, and receives a personal greeting from like-minded members and Volunteers. Don't forget to make use of the new member rosters, available to Section and MD officers monthly, accessible from the "New Members" link above.
JUL	Half-Year Dues Cycle – Individuals who join IEEE this month receive 50% off their membership dues. Order MD Kit – for upcoming events / member recruitment opportunities (no cost).	First Year Members – Member retention begins the day after a new member joins IEEE, and receives a personal greeting from like-minded members and Volunteers. Don't forget to make use of the new member rosters, available to Section and MD officers monthly, accessible from the "New Members" link above.

April MD Highlights

IEEE Membership

Overall membership is down -0.2% year-over-year, from -1.4% in March. Recruitment was the main driver, and records were broken in all grade categories for the month of April, even surpassing the record 2013 when student recruitment soared in response to the Microsoft software offer. Renewal activity is still behind, but the overall gap in retention improved. If you look at the long term trend for arrears recovery, we are not off base with prior years, and we are seeing renewal activity pick up as more members are waiting longer and longer to renew. (See chart, page 1.) Reinstatement activity is still ahead of last year, but that gain has been shrinking steadily, a trend we normally see nearing the end of the membership year.

Special congratulations to the 6 Sections that have earned the gold medal of recognition, having met goals for both recruitment and retention! Three more Sections joined the list this month. (More detail, page 5.)

Recruitment

Overall recruitment is now ahead of last year by +56.8%. Higher grade recruitment remains the driving force, but student and GSM recruitment each improved as well. For the third month in a row, we have had record higher grade recruitment. Now, we have a student recruitment record month as well. This was the best April recruitment performance on record for all grades. Increased recruitment campaigns and the industry partnership in Hong Kong (Region 10) both contributed. In addition, Region 10 has placed a big emphasis this year on events and benefits for members working in industry. These gains in recruitment will be critical to help offset the potentially lower number of renewals and having an impact on overall membership growth at the end of the membership year.

See more detail on recruitment, page 9.

➡ Remember, as of 1 March half year dues are in effect for new members. The value proposition for a new member joining now is still compelling – receive eight months for the price of six. Links to all MD resources plus communications templates can be found at www.ieee.org/md.

Retention

Through April we have recovered 11.5% of the members deactivated in February (those that did not renew for 2016). This continues to be on level with past years, though last year we had an anomaly in the recovery period in March and April. This year, we are seeing larger number of renewals starting to come in in May – we continue to see members renewing later. Overall retention is behind last year by -0.6%, following -0.7% last month. We had a larger raw count of recoveries in April, and the early May data is showing that trend continuing. Therefore we expect the retention gap to shrink even further in May. Improvement in the undergraduate retention gap drove the overall result, as the higher grade and graduate student YoY retention gaps were both flat.

➡ **There are members in arrears in your Section.** Be sure to reach out to your unrenewed members. Identify your unrenewed members using the SAMIEE query “(MD) Members in Arrears.” Every Section should be reaching out to this group. They can renew any time before August to remain a member for 2016. Need help or ideas? Contact elyn.perez@ieee.org, or use the templates available on the MD portal, www.ieee.org/md.

See more detail on retention, page 7.



Society Membership

Overall Society memberships are down -0.7% year-over-year, improving two tenths from last month. The two largest Societies continually influence the overall variance – Communications Society and Computer Society. Society membership declines are leveling off following the Communications Society losses from last year, and in addition the Computer Society has finally turned positive following years of decline. In fact Computer Society gains accounted for about 25% of the total gains in Society membership. Some new direct outreach campaigns contributed significantly in the month of April.

The top Societies in terms of percentage growth in April were Social Implications of Technology Society (+10.0%), Power Electronics Society (+6.3%), and Industrial Electronics Society (+4.0%).

Society membership details begin on page 11.



IEEE Collabratec (CT) now has more than 38,000 users (as of month end), adding roughly 4,000 new users in April. The platform is open to members and non-members alike, with special member-only features that are now driving recruitment activity. Roughly half of CT users are not IEEE members, a ripe opportunity for recruitment.

We see two different trends. First, those that signed up on Collabratec and then became IEEE members, some of which were former members who came back. (See chart below.) Second is the engagement of first year members.

What does this mean to you? Leverage the platform as an easy lead generation tool. Invite non-members at your events and conferences to sign up for a free account. That is the single easiest way to engage them, and to capture their contact information that we utilize in follow up campaigns for recruitment.

ACTIVITY	Higher Grade	Graduate Student	Undergrad Student	TOTAL
<i>Membership Year Cumulative - Sep through April 2016</i>				
Non-Member Sign-up to Active Member Conversions	112	116	318	546
Former Member Sign-up to Active Member Conversions	76	36	30	142
sub-total	188	152	348	688
First-Year Member Sign-ups to IEEE Collabratec (joined IEEE, and then signed-up)	720	691	1915	3,326

IEEE Membership Forum Community Exclusively for IEEE Members

Inside the IEEE Membership Forum community your members will find:

- Information about the many benefits of IEEE Membership
- Exclusive offers and opportunities available only to IEEE members.
- Real time announcements of events such as Webinars, Live Streaming on IEEE.tv, and member-only Q&A sessions
- Recognition of member achievements including grade elevation, awards, or media coverage
- Access to IEEE Contact Center associates to answer general questions about IEEE Membership

All existing member users were automatically invited to belong. All new members will be invited into the community once they become CT users. It will become another channel for members to ask questions, have discussions, or learn about new member benefits and offerings. This could be a pivotal new touch point in the first year engagement cycle, especially for students.

Membership Development Goals



2016 Membership Development Goals

MD goals are created for each individual Section for both recruitment and retention. Section goals are then rolled up to the Region level, producing the Region goal for recruitment, retention and overall membership.

Antonio Luque
aluque@ieee.org

For the 2016 MD goals, we reviewed four years of history. Each Section has a unique goal based on different dynamics, so the methodology for creating the goal is different based on whether the Section has had growth or decline, as well as the overall size and location of the Section.

Goals do not separate HG versus student. A benefit of this is that the service deactivation and student elevation processes do not impact progress to goals, because it focuses only on the total number of members that join or renew (regardless of grade).

Detail on the Section goals and progress are included in the Region level MD reports. These reports are sent via e-mail once monthly. If you are not receiving your region MD report, please contact your Region MD Chair.

Goals for reinstatement are assigned on the Region level only. For the complete listing of Section goals, visit the MD goals page on the MD portal, www.ieee.org/md.

Special congratulations to the 6 Sections that have earned the gold medal of recognition, having met goals for both recruitment and retention! Three more Sections joined the list this month →

On the following pages, view the recruitment and retention progress summary.



Region	Section
R3	Louisville Section
R7	Saint Maurice Section NEW
R8	Kuwait Section
	Ukraine Section NEW
R10	Vietnam Section
	Karachi Section NEW

Tracking Progress and Section Recognition of Goal Achievement

Every month, the regional MD reports contain the Section level progress for recruitment and retention.

Each Section that meets their goal receives a special recognition in the form of an electronic banner that can be placed on Section websites, in newsletters, and even in e-mail signatures. Banners are distributed to the Section’s Membership Development Chair, and/or Section Chair.

These Sections will also be recognized in the MD Monthly report, region level MD reports and on the MD portal, www.ieee.org/md.

Banners include the membership year and Section name in the graphic. A **silver award** will be given in either the recruitment or retention category once met. A **gold medal of recognition** will be given once both goals are met.



At the end of the year, a special gift and certificate of recognition will be mailed to those who earned the gold award. Certificates of recognition will also be mailed to those who earned either silver award.

Region Membership Goals – 2016 Membership Year

Below is a summary by Region showing the goal and progress to goal, as of the current month. At eight months into the membership year, the percent to goal should be tracking at 66.6% or more.

Retention	2016 % Retention Goal	2016 Retention Growth	2016 YTD Apr	% to Goal
R1	83.2%	0.9%	79.5%	95.5%
R2	84.0%	5.0%	80.5%	95.9%
R3	79.8%	0.6%	76.2%	95.4%
R4	80.3%	1.8%	76.7%	95.5%
R5	81.0%	3.0%	75.4%	93.1%
R6	82.4%	0.3%	77.5%	94.1%
R7	77.1%	0.9%	72.4%	93.9%
R8	72.8%	3.9%	66.7%	91.7%
R9	55.1%	0.7%	48.2%	87.4%
R10	57.0%	1.4%	52.6%	92.3%
Total	72.3%	1.9%	67.8%	93.8%

Retention progress to goal is leveling off following the service deactivation. Since most retention activity occurs in the first half of the membership year, the high percentages to goal are expected. This is not a sign that retention is tracking far ahead.

The goals for retention growth are reflective of the last four years, and are rather aggressive – local efforts are critical to sustain this. Conduct an outreach to your members in arrears.

Improving retention is the biggest factor in growing IEEE membership overall.

Recruitment	2016 Recruitment Goal	2016 Recruitment Growth	2016 YTD Apr	% to Goal
R1	3,712	4.6%	2,791	75.2%
R2	3,122	8.8%	2,173	69.6%
R3	4,507	9.7%	3,057	67.8%
R4	3,129	7.7%	2,168	69.3%
R5	4,142	6.0%	2,761	66.7%
R6	6,429	4.7%	4,384	68.2%
R7	3,070	6.9%	1,852	60.3%
R8	16,886	2.1%	12,618	74.7%
R9	7,007	5.9%	4,025	57.4%
R10	41,605	5.2%	35,036	84.2%
Total	93,610	5.1%	70,865	75.7%

Overall we are tracking ahead of goal for **recruitment** – it will be critical to maintain this momentum.

Region 10 and then Region 1 have the highest progress to goal thus far, with Region 8 not far behind.

Almost half of all Sections worldwide are on track – meaning they are at 66.6% or more of their goal at eight months into the membership year.

Reinstatement	2016 Reinstatement Goal	2016 Reinstatement Growth	2016 YTD Apr	% to Goal
R1	1,389	6.0%	952	68.6%
R2	1,162	5.0%	887	76.3%
R3	1,279	5.0%	961	75.1%
R4	863	5.0%	695	80.5%
R5	1,389	6.0%	927	66.8%
R6	2,595	6.0%	1,903	73.3%
R7	676	5.0%	534	79.0%
R8	3,741	5.0%	3,212	85.9%
R9	1,050	4.9%	827	78.8%
R10	5,033	6.0%	3,977	79.0%
Total	19,177	5.5%	14,875	77.6%

All Regions are tracking above goal for **reinstatement** activity, but these gains are leveling off as near the end of the membership year.

Former members are a ripe pool of candidates to outreach to – and each year that pool grows. The members who didn't renew last year (in Arrears for 2014) are now Inactive and added to the former member pool.

Focus on sustaining reinstatement growth by regularly outreaching to them and/or inviting them to events.

Section Membership Goals and Progress - Recruitment

Congratulations to the 38 Sections who have met or surpassed their recruitment goals for the year already. Fifteen more Sections join the list this month, highlighted in blue:



Region	Section	% to Goal
R1	Mid-Hudson Section	168.6%
	Rochester Section	103.4%
R2	West Virginia Section	115.0%
	Akron Section	101.3%
R3	Tri Cities Section	130.8%
	Louisville Section	108.0%
	Central Virginia Section	92.9%
	Richmond Section	81.1%
R4	Siouxland Section	123.5%
	Nebraska Section	117.2%
	Rock River Valley Section	103.8%
	Toledo Section	103.8%
R5	Wichita Section	204.4%
	Southwest Missouri Section	120.2%
	Arkansas River Valley Section	115.8%
R6	Richland Section	137.0%
	Hawaii Section	100.6%
R7	Windsor Section	150.0%
	Saint Maurice Section	79.3%

Region	Section	% to Goal
R8	Lebanon Section	1704.2%
	Kuwait Section	331.4%
	Nigeria Section	195.5%
	Tunisia Section	150.1%
	Portugal Section	145.8%
	Ukraine Section	134.7%
	Republic Of Macedonia Section	122.5%
	Russia Section	117.4%
	Slovenia Section	112.5%
	Cyprus Section	112.3%
R9	Guatemala Section	178.7%
	Honduras Section	138.8%
	Veracruz Section	126.8%
	Argentina Section	107.7%
R10	Hong Kong Section	1041.3%
	Karachi Section	134.8%
	Vietnam Section	132.4%
	Sri Lanka Section	103.9%
	Pune Section	101.3%

Indicates a gold medal of recognition for meeting both recruitment and retention goals.

Worldwide, 49% of Sections are on track to meet their goals. Many more Sections will join this list next month looking at how close they are.

Want to see your Section's detail and progress to goal? Check your Region-level Membership Development report, which is sent by your Region MD Chair. If you do not receive your Region MD report, please contact them directly.

Need help or ideas? Contact Elyn Perez, elyn.perez@ieee.org.



Region	# of Sections on Target	% of Sections
1	14	63.6%
2	14	70.0%
3	20	48.8%
4	11	47.8%
5	16	61.5%
6	16	45.7%
7	8	40.0%
8	27	46.6%
9	9	25.7%
10	31	52.5%
Total	166	49.0%





Section Membership Goals and Progress - Retention


Congratulations to the 38 Sections who have met or surpassed their retention goals for the year already.



Increased Section Membership Retention

Region	Section	% to Goal
R2	Erie Section	100.7%
	Delaware Bay Section	100.2%
R3	Mobile Section	102.3%
	Virginia Mountain Section	101.9%
	Central North Carolina Section	101.7%
	Tri Cities Section	101.7%
	Louisville Section 	100.7%
	Chattanooga Section	100.6%
R4	Evansville-Owensboro Section	100.2%
	Calumet Section	101.7%
R5	Cedar Rapids Section	101.0%
	Pikes Peak Section	101.1%
R6	Alamogordo-Holloman Section	110.3%
	Central Montana Section	104.4%
	Eastern Montana Section	102.2%
	Central Washington Section	100.8%
	Northern Nevada Section	100.3%
R7	Saint Maurice Section 	124.6%
	North Saskatchewan Section	101.7%

Region	Section	% to Goal
R8	Belarus Section	128.6%
	Kuwait Section 	122.3%
	Russia (Northwest) Section	107.8%
	Morocco Section	107.7%
	Romania Section	101.2%
	Zambia Section	101.0%
	Kenya Section	100.7%
	Ukraine Section 	100.5%
R9	Centro-Norte Brasil Section	107.5%
	Morelos Section	106.8%
	Mexico Section	103.6%
	Uruguay Section	100.1%
R10	Queretaro Section	100.0%
	Gujarat Section	119.0%
	Vietnam Section 	116.6%
	Macau Section	112.7%
	Madras Section	108.1%
	Karachi Section 	105.1%
Republic Of Philippines Section	101.1%	

 Indicates a gold medal of recognition for meeting both recruitment and retention goals.

Region 3 has the most Sections (as a percentage of the total Sections in the Region) meeting their retention goals, with 17.1% of their Sections meeting or exceeding their goal, followed by Region 6 and Region 9.

Worldwide, three-quarters of all Sections are at 90% or more of meeting their retention goal. Only 8 Sections worldwide are tracking below 66% of their retention goals. Since most retention activity occurs in the first half of the membership year, high percentages to goal are expected.

This should not be viewed as a sign that retention is tracking far ahead. This is leveling off as we get closer to the end of the membership year. The biggest challenge for retention comes in the months following the service deactivation.

The goals for retention growth are reflective of the last four years, and are rather aggressive – once again, we need local efforts during the arrears recovery period to sustain this. Want to see the data behind your Section's goals? Go to www.ieee.org/md.



Membership Retention Update

Through April we have recovered 11.5% of the members deactivated in February (those that did not renew for 2016). This continues to be on level with past years, though last year we had an anomaly in the recovery period in March and April. This year, we are seeing larger number of renewals starting to come in in May – we continue to see members renewing later and later. Overall retention is behind last year by -0.6%, following -0.7% last month. We had a larger raw count of recoveries in April, and the early May data is showing that trend continuing. Therefore we expect the retention gap to shrink even further in May. Improvement in the undergraduate retention gap drove the overall result, as the higher grade and graduate student YoY retention gaps were both flat.

		2016	2015	2014	2013	2012	2011
April	Cumulative Recovered	16,268	21,009	14,996	16,413	14,507	11,943
	% of Total Deactivated	11.5%	15.0%	10.6%	11.9%	11.7%	10.5%

A special recognition goes to Regions 2, 3, 4 and 10 for exceeding last year's retention!

Make every effort to communicate with your members in arrears. Every Section should be reaching out to this group. They can renew any time before 15 August to remain a member for 2016. Need help or ideas? Contact elyn.perez@ieee.org, or use the templates available on the MD portal, www.ieee.org/md.

➔ You can help improve higher grade retention in your Section by promoting Senior Member elevation, or by providing events and content that match your member's needs and interests. Get to know your members – there are pre-defined queries in SAMIEE that can help you do this.

➔ Do you have a first-year member program in place? Need help or ideas? Contact Denise Maestri, d.maestri@ieee.org.

IEEE Membership Renewal / Retention - April 2016

REGION	HIGHER GRADE w/o GSM				GRADUATE STUDENTS				UNDERGRADUATE STUDENTS				TOTAL MEMBERS			
	Opportunity	Renewal			Opportunity	Renewal			Opportunity	Renewal			Opportunity	Renewal		
		#	%, '16	%, '15		#	%, '16	%, '15		#	%, '16	%, '15		#	%, '16	%, '15
1	27,590	23,092	83.7%	85.1%	1,634	848	51.9%	56.3%	1,478	462	31.3%	32.8%	30,702	24,402	79.5%	80.7%
2	24,123	20,242	83.9%	84.1%	1,460	808	55.3%	55.6%	1,131	467	41.3%	39.4%	26,714	21,517	80.5%	80.2%
3	23,000	18,764	81.6%	81.1%	1,892	1,145	60.5%	59.9%	2,148	684	31.8%	35.9%	27,040	20,593	76.2%	75.7%
4	17,123	14,007	81.8%	81.6%	1,586	929	58.6%	60.0%	1,324	424	32.0%	33.5%	20,033	15,360	76.7%	76.7%
5	22,779	18,346	80.5%	82.2%	1,538	880	57.2%	59.4%	1,912	555	29.0%	34.6%	26,229	19,781	75.4%	77.3%
6	45,434	37,262	82.0%	82.9%	2,531	1,298	51.3%	59.1%	2,927	905	30.9%	36.2%	50,892	39,465	77.5%	78.9%
R 1-6	160,049	131,713	82.3%	82.9%	10,641	5,908	55.5%	58.5%	10,920	3,497	32.0%	35.5%	181,610	141,118	77.7%	78.5%
7	12,949	10,042	77.6%	78.3%	1,736	1,050	60.5%	61.7%	1,236	433	35.0%	38.4%	15,921	11,525	72.4%	73.2%
8	52,771	39,146	74.2%	74.0%	9,800	5,586	57.0%	61.1%	7,517	2,050	27.3%	29.7%	70,088	46,782	66.7%	67.5%
9	9,705	5,872	60.5%	62.7%	1,143	638	55.8%	59.3%	5,424	1,336	24.6%	22.8%	16,272	7,846	48.2%	49.9%
10	59,337	41,682	70.2%	70.5%	12,253	5,100	41.6%	38.4%	25,698	4,391	17.1%	16.7%	97,288	51,173	52.6%	52.0%
R 7-10	134,762	96,742	71.8%	72.1%	24,932	12,374	49.6%	49.6%	39,875	8,210	20.6%	20.7%	199,569	117,326	58.8%	59.0%
TOTAL	294,811	228,455	77.5%	78.0%	35,573	18,282	51.4%	52.3%	50,795	11,707	23.0%	24.1%	381,179	258,444	67.8%	68.4%

First-Year Member Renewal / Retention - April 2016

REGION	HIGHER GRADE w/o GSM				GRADUATE STUDENTS				UNDERGRADUATE STUDENTS				TOTAL MEMBERS			
	Opportunity	Renewal			Opportunity	Renewal			Opportunity	Renewal			Opportunity	Renewal		
		#	%, '16	%, '15		#	%, '16	%, '15		#	%, '16	%, '15		#	%, '16	%, '15
1	1,703	577	33.9%	36.6%	649	226	34.8%	37.0%	1,105	264	23.9%	27.2%	3,457	1,067	30.9%	33.4%
2	1,498	508	33.9%	35.5%	559	207	37.0%	36.2%	739	232	31.4%	32.6%	2,796	947	33.9%	34.8%
3	1,737	527	30.3%	30.2%	712	293	41.2%	45.7%	1,541	352	22.8%	29.2%	3,990	1,172	29.4%	32.5%
4	1,239	393	31.7%	33.6%	622	240	38.6%	42.1%	986	245	24.8%	25.9%	2,847	878	30.8%	33.2%
5	1,793	620	34.6%	37.7%	593	237	40.0%	41.4%	1,420	300	21.1%	26.6%	3,806	1,157	30.4%	34.6%
6	2,952	1,045	35.4%	38.0%	1,042	320	30.7%	41.7%	2,072	494	23.8%	29.7%	6,066	1,859	30.6%	35.5%
R 1-6	10,922	3,670	33.6%	35.5%	4,177	1,523	36.5%	40.9%	7,863	1,887	24.0%	28.7%	22,962	7,080	30.8%	34.1%
7	1,338	438	32.7%	36.3%	674	294	43.6%	42.1%	839	200	23.8%	27.7%	2,851	932	32.7%	35.0%
8	6,321	1,811	28.7%	32.1%	4,471	1,779	39.8%	43.5%	5,748	1,112	19.3%	21.2%	16,540	4,702	28.4%	31.3%
9	1,880	404	21.5%	23.3%	462	162	35.1%	34.3%	4,256	737	17.3%	15.6%	6,598	1,303	19.7%	19.4%
10	10,313	2,719	26.4%	29.5%	7,429	2,033	27.4%	25.2%	21,685	3,103	14.3%	13.8%	39,427	7,855	19.9%	20.2%
R 7-10	19,852	5,372	27.1%	30.2%	13,036	4,268	32.7%	31.9%	32,528	5,152	15.8%	15.7%	65,416	14,792	22.6%	23.6%
TOTAL	30,774	9,042	29.4%	32.1%	17,213	5,791	33.6%	34.1%	40,391	7,039	17.4%	18.4%	88,378	21,872	24.7%	26.4%



MD Volunteer Tools for Arrears Recovery

MD Volunteers have access to SAMIEEE, which provides a list of members who have not renewed their membership—updated daily. Additionally, Volunteers are free to use the letter template (right), or develop their own unique message to encourage continued membership.

SAMIEEE DATA / PRE-DEFINED QUERIES

SAMIEEE provides pre-defined queries, to isolate the names and contact information of members in arrears.

MD folder:

(MD) "Members in Arrears"

MGA Staff-Initiated Campaigns

'Last Issue' Cover Wrap



As is customary with many magazines, a cover wrapper informs readers their last issue has arrived, pending renewal. The March issue of IEEE Spectrum included a full page cover wrap for all members who had not renewed their membership.

E-Mail Reminders

Spanning March through June, the MD staff sends invitations to members in arrears asking them to renew their membership. Special emphasis is being placed on the career-related resources IEEE offers to its members.



Print Mailing Campaign

While e-mail campaigns are the mainstay of the MD Staff's arrears recovery effort, an additional print campaign will augment the effort. An arrears invoice mails out in early April.



Courtesy Calls

The IEEE Contact Center outreaches to HG members in arrears, March through June, to augment the recovery effort.



SAMPLE LETTER ARREARS RECOVERY

< customized to the Section >

Dear < member > ,

As an IEEE member in 2015, you have helped the IEEE < Section > serve your local community, and I want to thank you for your support. We take seriously our mission and obligation to raise awareness about the role that engineering and technology can play in making our world a better place. In that spirit, the IEEE < Section / Chapter > sponsored several worthwhile activities in 2015, including:

- < Section / Chapter activity >
- < Section / Chapter activity >
- < Section / Chapter activity >

During a recent review of the membership roster, I noticed your name missing from our list of current members. With the busy pace of everyday life, perhaps this was a simple oversight.

Because you make a difference, I am seeking your membership renewal and support again in 2016 – the good deeds we deliver to our community depend on it. You can renew your IEEE membership at www.ieee.org/renew.

Thank you for your time, and continued consideration to support the activities of the IEEE < Section / Chapter >. If you have already renewed, we thank you for your support.

Let me know how I can be of any assistance.

Sincerely,
< Name >
Chair, IEEE < Section / Chapter >
< e-mail address >

P.S. Your renewal consideration during tough economic times is greatly appreciated. If you have become unemployed, IEEE will help by discounting your annual membership dues 50%.

Recruitment Update

Overall recruitment doubled its YoY gain from last month to +10.2%. The gains in recruitment will be critical to help offset the potentially lower number of renewals. Higher grade recruitment remains the driving force, but student and GSM recruitment each improved as well. For the third month in a row, we have had record higher grade recruitment. Now, we have a student recruitment record month as well. This was the best April recruitment performance on record for all grades. Increased recruitment campaigns and the industry partnership in Hong Kong (Region 10) both contributed. Here is how each of the three categories impacted the overall result:

- **Undergraduate recruitment** is up +5.8% YoY, more than doubling from +2.1% last month.
 - Last year at this time: undergraduate recruitment was up +2.7%.
- **Graduate student recruitment** rebounded positive a tenth of a percent after falling behind into negative territory last month.
 - Last year at this time: graduate student recruitment was down -3.8%.
- **Higher Grade recruitment** skyrocketed to +56.8%, more than doubling gains three months in a row.
 - Main drivers: Significant gains YoY from direct outreach campaigns in the US regions, and in Region 10, the Hong Kong Section has over 1,600 new HG members as a result of a new industry outreach partnership. In addition, Region 10 has placed an increased emphasis on events and benefits for members working in industry.
 - Last year at this time: higher grade recruitment was down -12.3%.

➔ Sections are encouraged to **promote the Member-Get-a-Member referral program** to existing members, especially within the student branches in your Section. Need help or ideas? E-mail elyn.perez@ieee.org.

Cumulative Recruitment - September through April 2016

REGION	HIGHER GRADE w/o GSMs				GRADUATE STUDENTS				UNDERGRADUATE STUDENTS				TOTAL MEMBERS			
	2016	2015	Change		2016	2015	Change		2016	2015	Change		2016	2015	Change	
			#	%			#	%			#	%			#	%
1	706	708	(2)	-0.3%	604	567	37	6.5%	1,481	1,392	89	6.4%	2,791	2,667	124	4.6%
2	579	615	(36)	-5.9%	528	578	(50)	-8.7%	1,066	937	129	13.8%	2,173	2,130	43	2.0%
3	686	622	64	10.3%	676	669	7	1.0%	1,695	1,932	(237)	-12.3%	3,057	3,223	(166)	-5.2%
4	506	459	47	10.2%	597	602	(5)	-0.8%	1,065	1,205	(140)	-11.6%	2,168	2,266	(98)	-4.3%
5	763	722	41	5.7%	567	589	(22)	-3.7%	1,431	1,667	(236)	-14.2%	2,761	2,978	(217)	-7.3%
6	1,376	1,438	(62)	-4.3%	911	880	31	3.5%	2,097	2,251	(154)	-6.8%	4,384	4,569	(185)	-4.0%
R 1-6	4,616	4,564	52	1.1%	3,883	3,885	(2)	-0.1%	8,835	9,384	(549)	-5.9%	17,334	17,833	(499)	-2.8%
7	519	556	(37)	-6.7%	549	556	(7)	-1.3%	784	904	(120)	-13.3%	1,852	2,016	(164)	-8.1%
8	2,444	2,501	(57)	-2.3%	3,757	3,575	182	5.1%	6,417	5,755	662	11.5%	12,618	11,831	787	6.7%
9	601	714	(113)	-15.8%	407	400	7	1.8%	3,017	3,024	(7)	-0.2%	4,025	4,138	(113)	-2.7%
10	8,475	3,909	4,566	116.8%	6,208	6,378	(170)	-2.7%	20,353	18,172	2,181	12.0%	35,036	28,459	6,577	23.1%
R 7-10	12,039	7,680	4,359	56.8%	10,921	10,909	12	0.1%	30,571	27,855	2,716	9.8%	53,531	46,444	7,087	15.3%
TOTAL	16,655	12,244	4,411	36.0%	14,804	14,794	10	0.1%	39,406	37,239	2,167	5.8%	70,865	64,277	6,588	10.2%

IEEE-USA Recruitment Incentive



In an effort to increase US higher-grade membership, IEEE-USA and MGA have partnered to pilot a campaign building on the existing Member-Get-a-Member program.

Higher-grade members in the US are eligible to submit referrals through a special online form. An automated email invites the referral to join and offers a US\$25 discount on their first year (16 August - 28 February), or to join at the special half year dues rate (1 March – 15 August). For each successful new recruit, the referring member can select an IEEE-USA branded merchandise item including a hat, cooler, backpack, golf balls, pen sets, portable charger, tablet case, umbrella and more.

MGA promotes the program in the monthly Benefits Bulletin, and **Sections and Regions should promote the program on their own website**. For more information on how to do this, contact elyn.perez@ieee.org.

	2016 MY To Date	2015 MY Total	2014 MY Total	Program To Date
Referrals Submitted	949	941	1,240	3,130
Referrals Joined	436	224	397	1,057
% of Referrals Joined	45.9%	23.8%	32.0%	33.8%
# New US HG Members	341	168	295	804



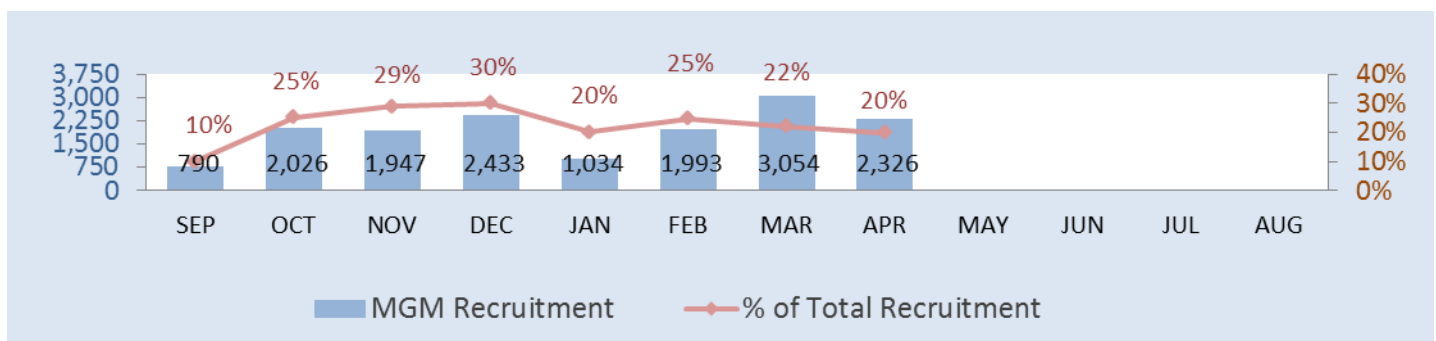


Recruiters of the Month – Member-Get-a-Member (MGM) Program

www.ieee.org/mgm

We are pleased to recognize this month's top program participants. The IEEE Member-Get-a-Member (MGM) program is popular with student members; accordingly, program results often ebb and flow with the academic school year.

Rajas Kapure	R10, Pune Section	111 new members	Rahul Anand Nayanegali	R10, Bangalore Section	14 new members
Rajitha De Silva	R10, Sri Lanka Section	55 new members	Gerlyn T	R10, Delhi Section	14 new members
Vaisnavi Dongre	R10, Bombay Section	53 new members	Ankita K S	R10, Bangalore Section	14 new members
Veeresh Gonal	R10, Bangalore Section	35 new members	Sonu N	R10, Hyderabad Section	14 new members
Veerarahavan R	R10, Madras Section	35 new members	Hosain Al-Musanna	R10, Bangladesh Section	13 new members
Jerom Jebendran	R10, Sri Lanka Section	35 new members	M. Siam	R10, Bangladesh Section	13 new members
Roohan Amir Hamza	R10, Lahore Section	34 new members	Daryna Pesina	R8, Ukraine Section	12 new members
Muin Mozammel	R10, Bangladesh Section	33 new members	Gison Andrews	R10, Kerala Section	12 new members
Siddhartha Konapala	R10, Hyderabad Section	32 new members	Jatendar Dharani	R10, Karachi Section	12 new members
Maofic Karin	R10, Bangladesh Section	32 new members	Naveen Kumar H N	R10, Bangalore Section	12 new members
Winarsita Gilang	R10, Indonesia Section	25 new members	Sharfa Qureshi	R10, Karachi Section	12 new members
Akash Nambiar	R10, Kerala Section	24 new members	Diego Calero Velasco	R9, Colombia Section	11 new members
Anoop BK	R10, Kerala Section	21 new members	Mary Femina	R10, Madras Section	11 new members
Anusha Chikkenakoppa	R10, Bangalore Section	20 new members	Nirmal Danial	R10, Kerala Section	11 new members
Jhonatan Juno Garcia	R9, Peru Section	19 new members	Denil Joshua	R10, Kerala Section	11 new members
Abdullah Maqsood	R10, Lahore Section	19 new members	Gaurav Kumar Kumar	R10, Uttar Pradesh Section	11 new members
Shruti Acharya	R10, Bangalore Section	18 new members	Sufian Alinweihi	R8, Jordan Section	11 new members
Shami Seles	R10, Madras Section	18 new members	Eny Maria	R10, Indonesia Section	11 new members
Mochamad Irwan Nari	R10, Indonesia Section	18 new members	Ahila CP	R10, Madras Section	10 new members
K. M. Rumman	R10, Bangladesh Section	17 new members	Adithi Nambiar	R10, Kerala Section	10 new members
Seema Munawara	R10, Hyderabad Section	16 new members	Vinoth K	R10, Madras Section	10 new members
Praveenrajah			Shafeeka Fathima	R10, Madras Section	10 new members
Thavanathan	R10, Sri Lanka Section	16 new members			
Rahidul Ratul	R10, Bangladesh Section	16 new members			



2016 MGM Recruits YTD: 15,603 new members*
Same period last year: 12,611*
Year-over-year: +23.7%

**Eligible referrals under the program rules.*

Membership by Region	Apr '16	e-Members are included in the higher-grade counts of Regions 3, 8, 9, and 10.
		Green shading = year-over-year growth >1.0%; Yellow shading = +/- 0.99%; Red shading > (1.0%)

Geographic IEEE Membership Summary - April 2016																
REGION	Higher-Grade w/o GSM				Graduate Students				Undergraduate Students				TOTAL MEMBERS			
	2016	2015	Change		2016	2015	Change		2016	2015	Change		2016	2015	Change	
			#	%			#	%			#	%			#	%
1	24,365	25,351	(986)	-3.9%	1,662	1,762	(100)	-5.7%	2,103	2,043	60	2.9%	28,130	29,156	(1,026)	-3.5%
2	21,351	22,091	(740)	-3.3%	1,535	1,697	(162)	-9.5%	1,712	1,611	101	6.3%	24,598	25,399	(801)	-3.2%
3	20,215	20,456	(241)	-1.2%	2,052	2,094	(42)	-2.0%	2,594	2,968	(374)	-12.6%	24,861	25,518	(657)	-2.6%
4	14,897	15,384	(487)	-3.2%	1,695	1,809	(114)	-6.3%	1,639	1,761	(122)	-6.9%	18,231	18,954	(723)	-3.8%
5	19,734	20,361	(627)	-3.1%	1,627	1,805	(178)	-9.9%	2,163	2,505	(342)	-13.7%	23,524	24,671	(1,147)	-4.6%
6	40,338	41,452	(1,114)	-2.7%	2,524	2,749	(225)	-8.2%	3,271	3,669	(398)	-10.8%	46,133	47,870	(1,737)	-3.6%
R 1-6	140,900	145,095	(4,195)	-2.9%	11,095	11,916	(821)	-6.9%	13,482	14,557	(1,075)	-7.4%	165,477	171,568	(6,091)	-3.6%
7	10,809	11,212	(403)	-3.6%	1,793	1,890	(97)	-5.1%	1,271	1,470	(199)	-13.5%	13,873	14,572	(699)	-4.8%
8	43,623	44,189	(566)	-1.3%	9,944	10,336	(392)	-3.8%	8,804	8,398	406	4.8%	62,371	62,923	(552)	-0.9%
9	6,888	7,389	(501)	-6.8%	1,130	1,231	(101)	-8.2%	4,699	4,534	165	3.6%	12,717	13,154	(437)	-3.3%
10	52,781	47,655	5,126	10.8%	12,214	12,337	(123)	-1.0%	25,376	23,395	1,981	8.5%	90,371	83,387	6,984	8.4%
R 7-10	114,101	110,445	3,656	3.3%	25,081	25,794	(713)	-2.8%	40,150	37,797	2,353	6.2%	179,332	174,036	5,296	3.0%
TOTAL	255,001	255,540	(539)	-0.2%	36,176	37,710	(1,534)	-4.1%	53,632	52,354	1,278	2.4%	344,809	345,604	(795)	-0.2%

- Overall membership behind -0.2%, improved from -1.4% last month
 - Main driver: Recruitment growth rate continues to increase, in all grades
 - Last April was at -0.8%
- Higher-grade membership is down -0.2%, improved from -1.0% last month
 - Main driver: R10 HG recruitment (specifically Hong Kong Section major growth, ~4,400 members YoY, or 191%)
 - Every other region fairly flat
 - Last year April overall HG was -0.8%
- GSM decline on a four-month improvement trend, now -4.1%; last month was -5.0%
 - Main driver: Regions 9 and 10 improvement in recruitment
 - Last year this time was -4.2%
- STU membership turned positive +2.4%, was at -1.2% last two months
 - Main drivers: Recruitment gains, stronger renewal activity
 - Last year this time was +1.7%

Society Memberships

Color Key: **Green** shading = year-over-year growth >1.0%; **Yellow** shading = +/- 0.99%; **Red** shading > (1.0%)

IEEE Society Membership Totals as of April 2016																				
SOCIETY / DIVISION	IEEE Higher Grade Members (including GSMs)		Change		IEEE Student Members		Change		Society Affiliates		Change		Society Totals (with affiliates)		Change		Society Totals (without affiliates)		Change	
	2016	2015	#	%	2016	2015	#	%	2016	2015	#	%	2016	2015	#	%	2016	2015	#	%
IEEE Societies																				
DIVISION I																				
Circuits & Systems	8,729	8,399	330	3.9%	429	471	-42	-8.9%	40	32	8	25.0%	9,198	8,902	296	3.3%	9,158	8,870	288	3.2%
Electron Devices	8,574	8,673	-99	-1.1%	349	332	17	5.1%	38	42	-4	-9.5%	8,961	9,047	-86	-1.0%	8,923	9,005	-82	-0.9%
Solid-State Circuits	8,822	8,644	178	2.1%	257	229	28	12.2%	83	92	-9	-9.8%	9,162	8,965	197	2.2%	9,079	8,873	206	2.3%
Div I Subtotal	26,125	25,716	409	1.6%	1,035	1,032	3	0.3%	161	166	-5	-3.0%	27,321	26,914	407	1.5%	27,160	26,748	412	1.5%
DIVISION II																				
Components, Packaging & Mfg Tech	2,144	2,205	-61	-2.8%	37	58	-21	-36.2%	22	20	2	10.0%	2,203	2,283	-80	-3.5%	2,181	2,263	-82	-3.6%
Dielectrics & Electrical Insulation	1,902	1,961	-59	-3.0%	22	22	0	0.0%	25	24	1	4.2%	1,949	2,007	-58	-2.9%	1,924	1,983	-59	-3.0%
Industry Applications	9,670	9,956	-286	-2.9%	1,696	1,109	587	52.9%	38	39	-1	-2.6%	11,404	11,104	300	2.7%	11,366	11,065	301	2.7%
Instrumentation & Measurements	3,436	3,556	-120	-3.4%	94	91	3	3.3%	13	11	2	18.2%	3,543	3,658	-115	-3.1%	3,530	3,647	-117	-3.2%
Power Electronics	6,815	6,686	129	1.9%	577	271	306	112.9%	16	25	-9	-36.0%	7,408	6,982	426	6.1%	7,392	6,957	435	6.3%
Ultrasonics, Ferroelectrics, Freq Ctrl	1,936	1,953	-17	-0.9%	73	52	21	40.4%	29	34	-5	-14.7%	2,038	2,039	-1	0.0%	2,009	2,005	4	0.2%
Div II Subtotal	25,903	26,317	-414	-1.6%	2,499	1,603	896	55.9%	143	153	-10	-6.5%	28,545	28,073	472	1.7%	28,402	27,920	482	1.7%
DIVISION III																				
Communications	25,635	26,750	-1,115	-4.2%	687	814	-127	-15.6%	346	531	-185	-34.8%	26,668	28,095	-1,427	-5.1%	26,322	27,564	-1,242	-4.5%
DIVISION IV																				
Antennas & Propagation	7,602	7,633	-31	-0.4%	230	228	2	0.9%	52	38	14	36.8%	7,884	7,899	-15	-0.2%	7,832	7,861	-29	-0.4%
Broadcast Technology	1,472	1,494	-22	-1.5%	43	44	-1	-2.3%	19	17	2	11.8%	1,534	1,555	-21	-1.4%	1,515	1,538	-23	-1.5%
Consumer Electronics	2,546	2,815	-269	-9.6%	98	119	-21	-17.6%	13	18	-5	-27.8%	2,657	2,952	-295	-10.0%	2,644	2,934	-290	-9.9%
Electromagnetic Compatibility	3,419	3,551	-132	-3.7%	42	47	-5	-10.6%	31	28	3	10.7%	3,492	3,626	-134	-3.7%	3,461	3,598	-137	-3.8%
Magnetics	2,573	2,700	-127	-4.7%	58	67	-9	-13.4%	62	78	-16	-20.5%	2,693	2,845	-152	-5.3%	2,631	2,767	-136	-4.9%
Microwave Theory & Techniques	9,891	10,147	-256	-2.5%	287	256	31	12.1%	27	30	-3	-10.0%	10,205	10,433	-228	-2.2%	10,178	10,403	-225	-2.2%
Nuclear & Plasma Sciences	2,517	2,510	7	0.3%	69	56	13	23.2%	38	38	0	0.0%	2,624	2,604	20	0.8%	2,586	2,566	20	0.8%
Div IV Subtotal	30,020	30,850	-830	-2.7%	827	817	10	1.2%	242	247	-5	-2.0%	31,089	31,914	-825	-2.6%	30,847	31,667	-820	-2.6%
DIVISION V/VI/III																				
Computer	39,419	38,762	657	1.7%	3,036	2,781	255	9.2%	6,896	7,581	-685	-9.0%	49,351	49,124	227	0.5%	42,455	41,543	912	2.2%

Color Key: Green shading = year-over-year growth >1.0%; Yellow shading = +/- 0.99%; Red shading > (1.0%)

IEEE Society Membership Totals as of April 2016																				
SOCIETY / DIVISION	IEEE Higher Grade Members (including GSMs)		Change		IEEE Student Members		Change		Society Affiliates		Change		Society Totals (with affiliates)		Change		Society Totals (without affiliates)		Change	
	2016	2015	#	%	2016	2015	#	%	2016	2015	#	%	2016	2015	#	%	2016	2015	#	%
IEEE Societies																				
DIVISION VI																				
Education	2,934	2,999	-65	-2.2%	68	82	-14	-17.1%	31	33	-2	-6.1%	3,033	3,114	-81	-2.6%	3,002	3,081	-79	-2.6%
Industrial Electronics	5,678	5,457	221	4.0%	213	207	6	2.9%	22	23	-1	-4.3%	5,913	5,687	226	4.0%	5,891	5,664	227	4.0%
Product Safety Engineering	707	741	-34	-4.6%	21	4	17	425.0%	13	9	4	44.4%	741	754	-13	-1.7%	728	745	-17	-2.3%
Professional Communication	572	610	-38	-6.2%	19	13	6	46.2%	42	43	-1	-2.3%	633	666	-33	-5.0%	591	623	-32	-5.1%
Reliability	1,520	1,601	-81	-5.1%	22	30	-8	-26.7%	18	20	-2	-10.0%	1,560	1,651	-91	-5.5%	1,542	1,631	-89	-5.5%
Social Implications of Technology	1,324	1,236	88	7.1%	61	23	38	165.2%	15	10	5	50.0%	1,400	1,269	131	10.3%	1,385	1,259	126	10.0%
Technology and Engineering Mgmt	2,552	2,552	0	0.0%	75	52	23	44.2%	25	23	2	8.7%	2,652	2,627	25	1.0%	2,627	2,604	23	0.9%
Div VI Subtotal	15,287	15,196	91	0.6%	479	411	68	16.5%	166	161	5	3.1%	15,932	15,768	164	1.0%	15,766	15,607	159	1.0%
DIVISION VII																				
Power & Energy	26,421	26,000	421	1.6%	3,600	3,243	357	11.0%	317	248	69	27.8%	30,338	29,491	847	2.9%	30,021	29,243	778	2.7%
DIVISION IX																				
Aerospace & Electronic Systems	4,005	3,998	7	0.2%	185	200	-15	-7.5%	19	22	-3	-13.6%	4,209	4,220	-11	-0.3%	4,190	4,198	-8	-0.2%
Geoscience & Remote Sensing	2,871	2,893	-22	-0.8%	108	123	-15	-12.2%	143	170	-27	-15.9%	3,122	3,186	-64	-2.0%	2,979	3,016	-37	-1.2%
Information Theory	2,820	3,004	-184	-6.1%	76	80	-4	-5.0%	26	25	1	4.0%	2,922	3,109	-187	-6.0%	2,896	3,084	-188	-6.1%
Intelligent Transportation Systems	1,299	1,281	18	1.4%	34	30	4	13.3%	16	20	-4	-20.0%	1,349	1,331	18	1.4%	1,333	1,311	22	1.7%
Oceanic Engineering	1,543	1,561	-18	-1.2%	52	63	-11	-17.5%	21	21	0	0.0%	1,616	1,645	-29	-1.8%	1,595	1,624	-29	-1.8%
Signal Processing	14,143	14,996	-853	-5.7%	833	1,272	-439	-34.5%	123	115	8	7.0%	15,099	16,383	-1,284	-7.8%	14,976	16,268	-1,292	-7.9%
Vehicular Technology	3,710	3,713	-3	-0.1%	102	118	-16	-13.6%	12	24	-12	-50.0%	3,824	3,855	-31	-0.8%	3,812	3,831	-19	-0.5%
Div IX Subtotal	30,391	31,446	-1,055	-3.4%	1,390	1,886	-496	-26.3%	360	397	-37	-9.3%	32,141	33,729	-1,588	-4.7%	31,781	33,332	-1,551	-4.7%
DIVISION X																				
Computational Intelligence	5,494	5,909	-415	-7.0%	326	808	-482	-59.7%	69	72	-3	-4.2%	5,889	6,789	-900	-13.3%	5,820	6,717	-897	-13.4%
Control Systems	7,563	7,889	-326	-4.1%	269	296	-27	-9.1%	64	60	4	6.7%	7,896	8,245	-349	-4.2%	7,832	8,185	-353	-4.3%
Engineering in Medicine & Biology	7,213	7,540	-327	-4.3%	1,250	905	345	38.1%	602	461	141	30.6%	9,065	8,906	159	1.8%	8,463	8,445	18	0.2%
Photonics	5,042	5,100	-58	-1.1%	75	102	-27	-26.5%	135	116	19	16.4%	5,252	5,318	-66	-1.2%	5,117	5,202	-85	-1.6%
Robotics & Automation	8,987	9,038	-51	-0.6%	1,990	1,621	369	22.8%	107	95	12	12.6%	11,084	10,754	330	3.1%	10,977	10,659	318	3.0%
Systems, Man & Cybernetics	3,738	3,687	51	1.4%	129	183	-54	-29.5%	33	26	7	26.9%	3,900	3,896	4	0.1%	3,867	3,870	-3	-0.1%
Div X Subtotal	38,037	39,163	-1,126	-2.9%	4,039	3,915	124	3.2%	1,010	830	180	21.7%	43,086	43,908	-822	-1.9%	42,076	43,078	-1,002	-2.3%
TOTAL	257,238	260,200	-2,962	-1.1%	17,592	16,502	1,090	6.6%	9,641	10,314	-673	-6.5%	284,471	287,016	-2,545	-0.9%	274,830	276,702	-1,872	-0.7%



Women in Engineering (WIE)					Apr '16				
Grade	This Month '16	This Month '15	Year-over-Year		Region	This Month '16	This Month '15	Year-over-Year	
			#	%				#	%
Fellow	100	95	5	5.3%	U.S.	2,718	2,797	(79)	-2.8%
Senior Member	654	587	67	11.4%	Canada	311	324	(13)	-4.0%
Member	2293	2209	84	3.8%	Europe, Middle East, Africa	2,237	2,149	88	4.1%
Associate Member	36	44	(8)	-18.2%	Latin America	1,725	1,572	153	9.7%
Graduate Student	2031	1930	101	5.2%	Asia & Pacific	6,902	5,464	1,438	26.3%
Student	8779	7441	1,338	18.0%	Total	13,893	12,306	1,587	12.9%
Total	13,893	12,306	1,587	12.9%					

IEEE Women in Engineering (WIE) membership is only available to IEEE members. WIE membership is free for students, graduate students and life members. Professional members pay a WIE membership fee.

IEEE STANDARDS ASSOCIATION

IEEE Standards Association				Apr '16					
Grade	This Month '16	This Month '15	Year-over-Year		Grade	This Month '16	This Month '15	Year-over-Year	
			#	%				#	%
Student	39	36	3	8.3%	Student	39	36	3	8.3%
Higher-Grade	5,833	5,885	(52)	-0.9%	Higher-Grade	5,833	5,885	(52)	-0.9%
Affiliate	57	61	(4)	-6.6%	Affiliate	57	61	(4)	-6.6%
Total	5,929	5,982	(53)	-0.9%	Total	5,929	5,982	(53)	-0.9%

IEEE Standards Association members (SA members) may also be IEEE members or Society Affiliates. However IEEE or Society membership is not a requirement to join. These individuals join the Standards Association for the benefit of being able to ballot on standards projects and assume leadership roles within a working group.



Geographic IEEE Young Professionals - April 2016									
Region	Higher Grade w/o GSM			Students			Total		
	2016	2015	2016	2016	2015		2016	2015	
	#	#	% Change	#	#	% Change	#	#	% Change
1	2,479	2,740	-9.5%	1,584	1,763	-10.2%	4,063	4,503	-9.8%
2	2,185	2,451	-10.9%	1,467	1,709	-14.2%	3,652	4,160	-12.2%
3	2,253	2,492	-9.6%	1,922	2,120	-9.3%	4,175	4,612	-9.5%
4	1,994	2,223	-10.3%	1,613	1,808	-10.8%	3,607	4,031	-10.5%
5	2,511	2,840	-11.6%	1,526	1,812	-15.8%	4,037	4,652	-13.2%
6	4,918	5,519	-10.9%	2,390	2,779	-14.0%	7,308	8,298	-11.9%
R 1-6	16,340	18,265	-10.5%	10,502	11,991	-12.4%	26,842	30,256	-11.3%
7	1,931	2,215	-12.8%	1,702	1,889	-9.9%	3,633	4,104	-11.5%
8	9,749	10,812	-9.8%	9,511	10,540	-9.8%	19,260	21,352	-9.8%
9	1,804	2,061	-12.5%	1,064	1,422	-25.2%	2,868	3,483	-17.7%
10	10,587	10,941	-3.2%	11,777	12,364	-4.7%	22,364	23,305	-4.0%
R 7-10	24,071	26,029	-7.5%	24,054	26,215	-8.2%	48,125	52,244	-7.9%
TOTAL	40,411	44,294	-8.8%	34,556	38,206	-9.6%	74,967	82,500	-9.1%



ETA KAPPA NU
Electrical and Computer Engineering Honor Society

Active IEEE Members that belong to Eta Kappa Nu

Geographic IEEE HKN Membership - April 2016									
Region	Higher Grade w/o GSM			Students			Total		
	2016	2015	2016	2016	2015		2016	2015	
	#	#	% Change	#	#	% Change	#	#	% Change
1	904	930	-2.8%	412	453	-9.1%	1,316	1,383	-4.8%
2	874	885	-1.2%	371	388	-4.4%	1,245	1,273	-2.2%
3	851	816	4.3%	515	608	-15.3%	1,366	1,424	-4.1%
4	623	649	-4.0%	421	512	-17.8%	1,044	1,161	-10.1%
5	886	889	-0.3%	547	529	3.4%	1,433	1,418	1.1%
6	1,144	1,164	-1.7%	574	604	-5.0%	1,718	1,768	-2.8%
R 1-6	5,282	5,333	-1.0%	2,840	3,094	-8.2%	8,122	8,427	-3.6%
7	28	19	47.4%	8	23	-65.2%	36	42	-14.3%
8	65	58	12.1%	32	23	39.1%	97	81	19.8%
9	28	24	16.7%	54	89	-39.3%	82	113	-27.4%
10	57	57	0.0%	71	68	4.4%	128	125	2.4%
R 7-10	178	158	12.7%	165	203	-18.7%	343	361	-5.0%
TOTAL	5,460	5,491	-0.6%	3,005	3,297	-8.9%	8,465	8,788	-3.7%